

Scaled data based on original data using
LM-79-08 Approved Method: Electrical and Photometric Measurements of Solid-
State Lighting Products

Test Report Prepared for
Cooper Lighting Solutions
(formerly Eaton)

Brand: McGRAW-EDISON

Report Number: P200203

Luminaire Tested: **GWC-AF-01-LED-E1-T4FT-600**

Issue Date: 3/3/2020

Test Information

Test Method: LM-79-08
Report Number: P200203
TEST IS SCALED FROM IESNA LM-79-08 TEST DATA (P24295)
Test Lab: INNOVATION CENTER P2
Issue Date: 3/3/2020
Manufacturer: COOPER LIGHTING SOLUTIONS (FORMERLY EATON)
Product Line: MCGRAW-EDISON
Catalog Number: GWC-AF-01-LED-E1-T4FT-600
Description: GALLEON WALL LUMINAIRE
(1) 70 CRI, 4000K, 615mA LIGHTSQUARE WITH 16 LEDS EACH AND TYPE IV FORWARD THROW OPTICS
Light Source: -
Ballast/Driver: ELECTRONIC DRIVER

Summary

Lumens per Lamp: N/A
Luminaire Lumens: 4310.7 lumens
Efficiency: N/A
Efficacy: 126.8 lumens/watt
Luminous Opening: Rectangular (W 0.5' x L: 0.5' x H: 0')
IES Classification: Type IV - Short - Non-Cutoff
BUG Rating: B1 - U0 - G1

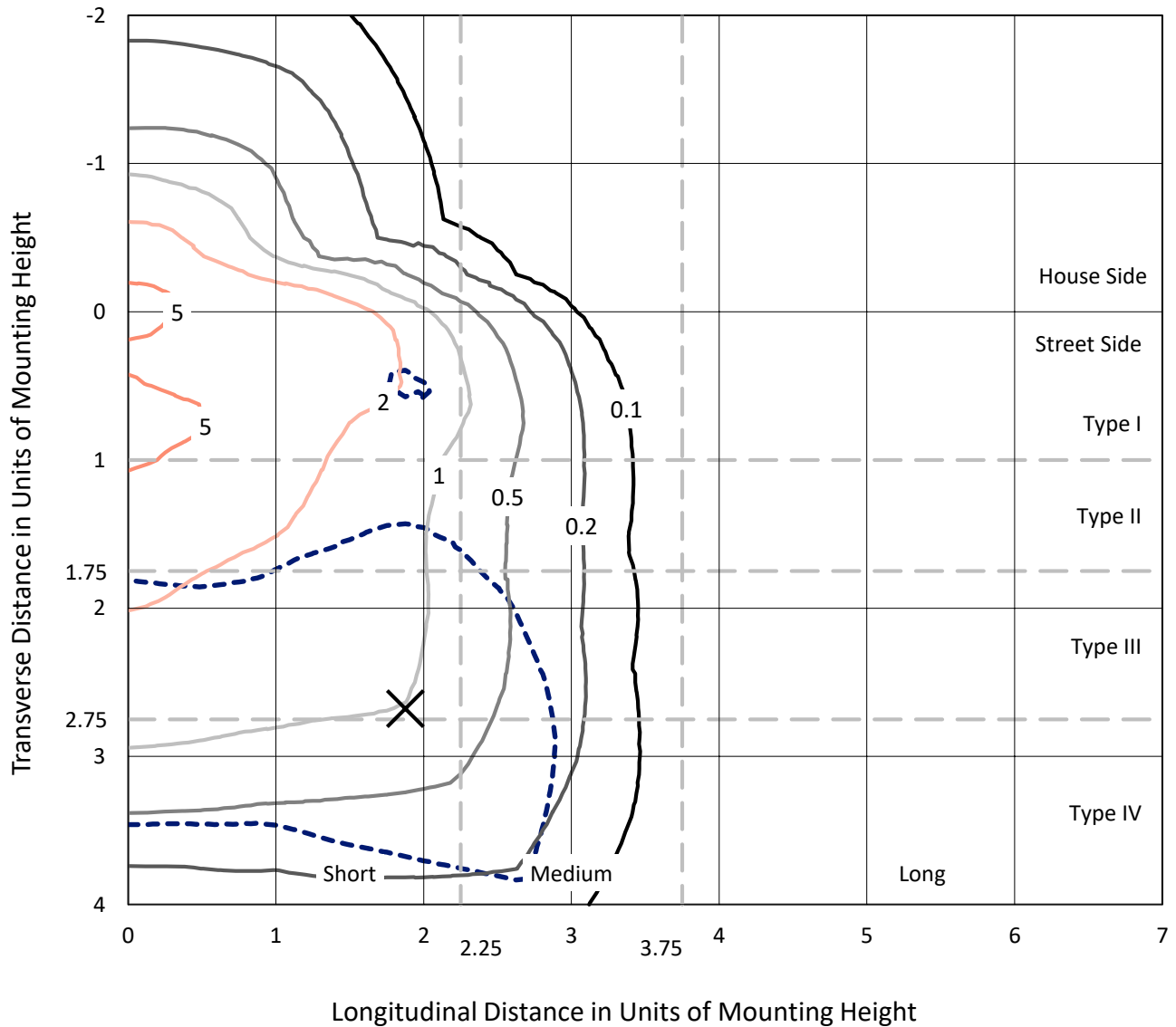
Input Watts (W): 34
Input Voltage (V): NR
Input Current (Ain): NR
Voltage Rise (V): NR
Power Factor: NR
Total Harmonic Distortion (THDi): NR
Frequency (hertz): 60
Stabilization Time: NR
Operation Time: NR
Ambient Temperature (°C): NR
Test Distance: 25 FT



REPORT NUMBER: P200203
 CATALOG NUMBER: GWC-AF-01-LED-E1-T4FT-600

Iso-Footcandle Lines of Horizontal Illumination

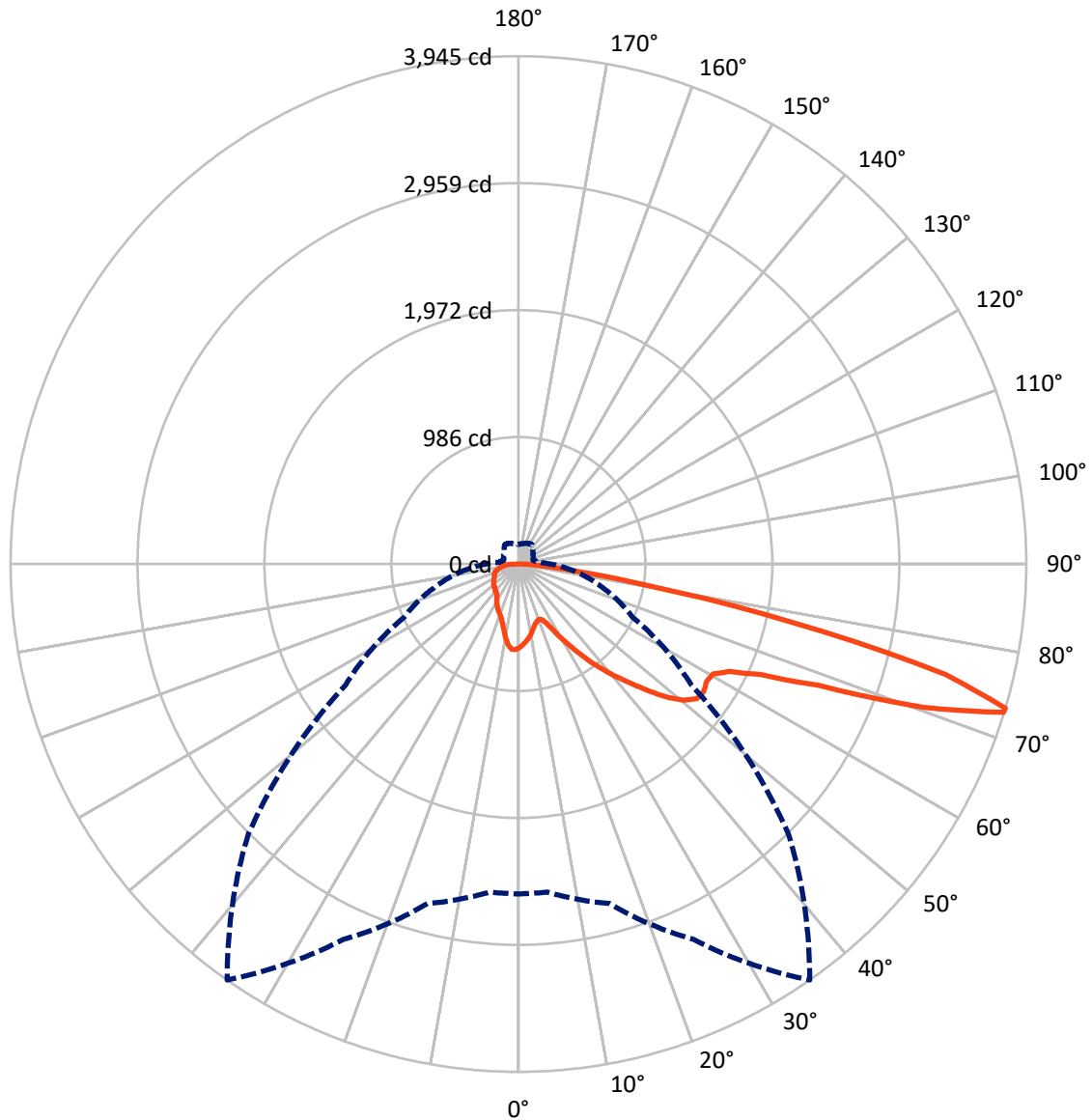
× Max cd
 - - - 1/2 Max cd



Based on 10 foot mounting height. Maximum calculated value = 6.5 fc
 Type IV - Short - Non-Cutoff

REPORT NUMBER: P200203
CATALOG NUMBER: GWC-AF-01-LED-E1-T4FT-600

Luminous Intensity Polar Plot



— Vertical Plane Through 35-Deg Lateral - - - Horizontal Cone Through 73-Deg Vertical

REPORT NUMBER: P200203
 CATALOG NUMBER: GWC-AF-01-LED-E1-T4FT-600

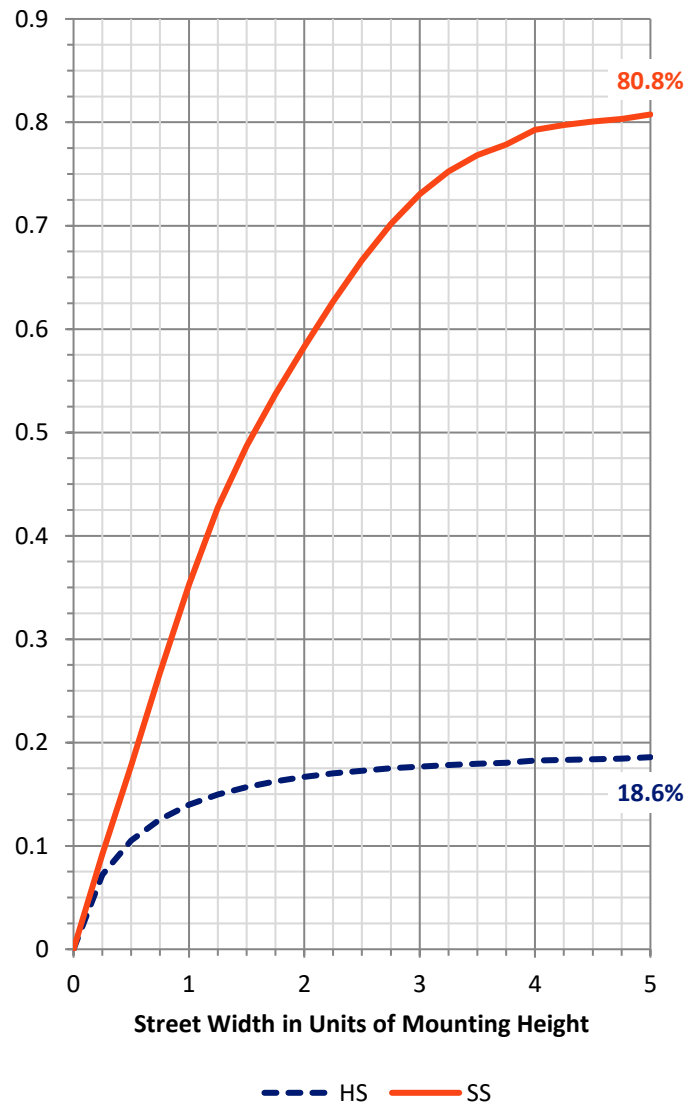
FLUX DISTRIBUTION:

		Downward	Upward	Total
House Side	Lumens	822.2	0.0	822.2
	% Fixture	19.1	0.0	19.1
Street Side	Lumens	3488.5	0.0	3488.5
	% Fixture	80.9	0.0	80.9
Total	Lumens	4310.7	0.0	4310.7
	% Fixture	100.0	0.0	100.0

Coefficient of Utilization

ZONAL LUMENS:

Zone	Lumens	% Fixture
0°-10°	58.9	1.4
10°-20°	147.0	3.4
20°-30°	237.7	5.5
30°-40°	398.5	9.2
40°-50°	614.3	14.3
50°-60°	824.1	19.1
60°-70°	1097.9	25.5
70°-80°	837.4	19.4
80°-90°	94.9	2.2
90°-100°	0.0	0.0
100°-110°	0.0	0.0
110°-120°	0.0	0.0
120°-130°	0.0	0.0
130°-140°	0.0	0.0
140°-150°	0.0	0.0
150°-160°	0.0	0.0
160°-170°	0.0	0.0
170°-180°	0.0	0.0
0°-90°	4310.7	100.0
0°-180°	4310.7	100.0



REPORT NUMBER: P200203

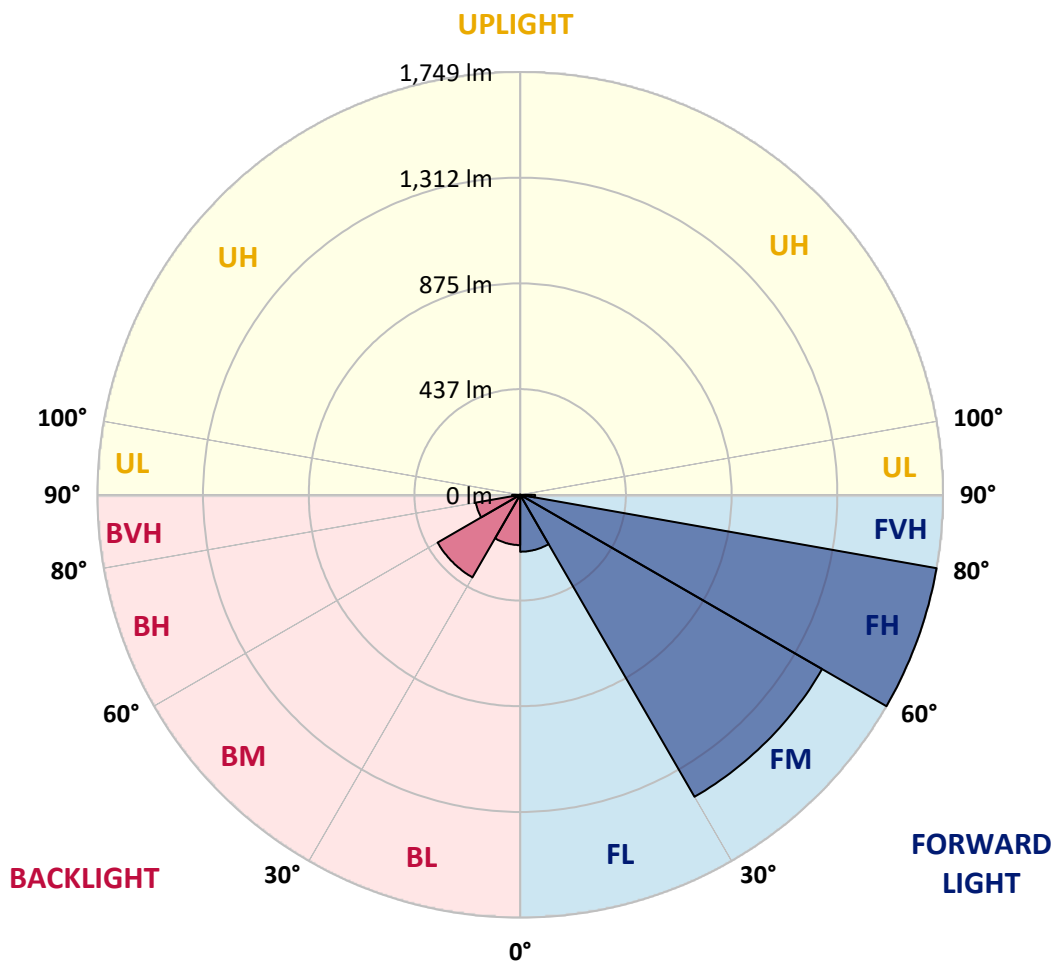
CATALOG NUMBER: GWC-AF-01-LED-E1-T4FT-600

LUMINAIRE CLASSIFICATION SYSTEM LUMEN TABLE AND BUG RATING:

Zone		Lumens	% Fixture	Zone Rating/Lumen Limit		
				B	U	G
FL	(0°-30°)	235.5	5.5			
FM	(30°-60°)	1442.4	33.5			
FH	(60°-80°)	1749.3	40.6			G1/1800
FVH	(80°-90°)	61.4	1.4			G1/100
BL	(0°-30°)	208.1	4.8	B1/500		
BM	(30°-60°)	394.6	9.2	B1/1000		
BH	(60°-80°)	186.0	4.3	B1/500		G1/500
BVH	(80°-90°)	33.6	0.8			G1/100
UL	(90°-100°)	0.0	0.0		U0/0	
UH	(100°-180°)	0.0	0.0		U0/0	

BUG Rating: B1-U0-G1

Type IV Short





REPORT NUMBER: P200203
 CATALOG NUMBER: GWC-AF-01-LED-E1-T4FT-600

CANDELA DISTRIBUTION (FULL):

	0°	5°	15°	25°	35°	45°	55°	65°	75°	85°	90°
0°	650.6	650.6	650.6	650.6	650.6	650.6	650.6	650.6	650.6	650.6	650.6
2.5°	624.9	626.1	624.7	626.6	629.7	633.0	635.3	638.6	642.3	647.5	648.8
5°	595.6	597.4	597.4	600.8	606.7	612.1	617.0	622.5	630.3	639.2	642.7
7.5°	563.2	564.3	566.2	571.1	579.8	587.5	594.5	603.2	614.0	625.7	632.0
10°	524.4	525.8	528.7	535.7	547.5	558.1	568.2	580.2	593.9	608.6	616.4
12.5°	496.8	496.4	497.7	502.8	513.2	526.0	540.7	556.0	572.8	589.9	599.4
15°	487.5	485.2	480.5	479.3	484.8	497.7	514.6	533.5	553.5	574.3	586.0
17.5°	493.3	489.4	476.3	466.8	466.0	475.7	493.7	514.9	538.0	563.2	578.0
20°	529.7	520.4	488.4	466.2	458.5	463.3	479.0	501.3	528.7	562.2	581.0
22.5°	616.8	603.2	535.1	493.9	468.0	462.3	474.0	497.9	529.7	575.1	599.0
25°	743.8	724.4	615.4	563.0	509.6	478.8	481.5	506.0	544.4	604.9	633.8
27.5°	843.9	831.4	720.4	660.5	585.4	523.5	505.7	526.2	574.5	653.8	683.3
30°	903.6	895.9	832.6	771.1	682.1	594.7	552.1	564.3	621.4	721.4	745.8
32.5°	972.7	968.1	937.1	880.6	786.4	688.3	625.5	621.2	684.4	802.8	814.0
35°	1044.3	1042.9	1024.7	984.1	898.5	811.7	723.1	693.7	752.9	887.2	880.1
37.5°	1111.0	1108.5	1097.9	1074.4	1015.6	944.2	822.5	768.0	826.7	967.9	936.7
40°	1233.8	1214.3	1178.0	1160.2	1133.9	1055.7	901.3	837.4	903.4	1044.9	985.5
42.5°	1383.4	1351.7	1284.3	1259.9	1256.1	1143.7	955.1	904.6	980.6	1121.4	1033.6
45°	1501.2	1471.4	1413.2	1382.4	1396.0	1223.4	1009.1	976.4	1060.1	1201.5	1083.1
47.5°	1626.9	1580.0	1503.0	1512.4	1542.2	1298.7	1064.2	1053.6	1147.2	1291.1	1144.6
50°	1631.4	1595.6	1561.8	1617.6	1663.9	1368.1	1133.1	1134.6	1253.8	1403.9	1226.3
52.5°	1536.8	1529.1	1582.8	1670.4	1737.2	1422.9	1211.6	1218.2	1390.3	1533.5	1316.1
55°	1503.7	1495.0	1556.9	1651.9	1747.1	1468.3	1296.7	1308.7	1555.2	1670.2	1403.7
57.5°	1584.4	1565.2	1569.3	1643.2	1723.0	1518.0	1389.5	1413.6	1734.5	1789.6	1460.1
60°	1810.1	1768.9	1690.6	1688.8	1735.9	1592.5	1496.7	1526.2	1920.8	1846.7	1438.1
62.5°	2126.6	2085.4	1938.8	1843.4	1836.4	1715.5	1628.3	1636.2	2028.4	1769.3	1304.2
65°	2469.2	2432.4	2268.6	2133.8	2068.8	1919.2	1781.3	1685.2	1993.2	1556.3	1069.8
67.5°	2885.0	2845.5	2704.8	2580.3	2517.8	2247.8	1888.8	1638.3	1769.9	1205.6	769.1
70°	3175.9	3135.5	3080.0	3180.9	3333.8	2722.2	1902.6	1447.2	1322.0	801.3	462.9
72.5°	2796.4	2777.6	2878.8	3303.4	3940.6	3009.8	1719.8	1053.6	767.8	425.4	267.9
73°	2562.1	2558.0	2730.7	3217.5	3944.9	2965.5	1639.7	979.4	658.5	376.3	244.9
75°	1157.0	1190.3	1568.7	2457.5	3427.4	2443.7	1154.1	561.8	371.9	260.0	184.8
77.5°	278.0	289.6	490.8	1167.1	2164.5	1456.3	522.9	277.8	237.8	183.6	134.9
80°	118.5	122.3	189.0	431.2	1019.1	586.5	240.9	186.1	164.6	128.2	94.6
82.5°	65.9	70.0	107.2	195.6	411.3	200.0	147.0	129.6	108.2	77.2	61.5
85°	37.2	39.6	62.7	109.3	174.3	80.3	88.0	86.1	61.1	39.8	30.2
87.5°	17.6	19.0	30.2	50.7	68.3	31.5	44.7	49.3	38.3	24.2	15.8
90°	0.0	0.0	0.0	0.0	0.0	0.0	0.0	0.0	0.0	0.0	0.0



REPORT NUMBER: P200203
 CATALOG NUMBER: GWC-AF-01-LED-E1-T4FT-600

CANDELA DISTRIBUTION (continued):

	95°	105°	115°	125°	135°	145°	155°	165°	175°	180°
0°	650.6	650.6	650.6	650.6	650.6	650.6	650.6	650.6	650.6	650.6
2.5°	650.2	654.0	658.3	660.5	662.7	665.1	667.6	667.6	668.0	668.2
5°	645.7	653.4	660.1	663.1	663.7	663.7	663.1	659.7	656.8	658.1
7.5°	636.2	647.3	653.2	652.0	644.3	635.0	627.5	618.2	613.4	612.5
10°	622.5	635.3	636.4	625.9	606.5	587.1	570.9	555.2	547.7	545.8
12.5°	607.3	619.2	612.5	591.2	560.0	531.6	511.1	495.1	488.2	486.2
15°	595.2	603.2	586.5	552.9	513.6	483.5	466.6	454.8	449.8	448.4
17.5°	588.7	590.3	559.8	514.4	472.6	447.5	437.0	431.4	429.5	428.5
20°	591.9	580.2	534.3	478.6	439.1	421.5	419.0	417.6	417.2	416.5
22.5°	607.3	577.1	510.9	444.7	409.7	402.0	404.1	403.9	403.5	403.0
25°	635.0	579.8	488.2	412.4	385.0	383.4	387.1	387.1	385.4	385.4
27.5°	671.8	585.4	462.7	381.8	362.6	362.8	365.8	365.0	363.0	361.8
30°	716.5	588.9	432.8	354.1	341.8	340.9	341.8	338.3	332.7	332.3
32.5°	762.2	584.6	398.2	329.8	319.6	317.7	317.1	312.2	305.8	303.9
35°	803.6	568.7	363.0	310.3	298.5	294.4	297.3	295.6	289.8	288.4
37.5°	833.8	539.1	331.4	293.1	283.4	282.3	284.2	284.8	278.0	276.6
40°	854.1	498.9	304.3	278.7	280.5	276.6	270.4	266.0	263.9	263.3
42.5°	870.4	457.1	281.5	271.8	281.1	269.8	256.2	249.2	253.0	254.6
45°	889.3	416.2	262.5	263.3	278.0	261.9	246.5	239.7	241.2	241.6
47.5°	915.1	366.6	242.0	249.6	267.7	256.5	240.5	230.8	224.0	220.9
50°	951.0	307.8	220.7	234.4	257.5	252.6	231.2	220.9	208.3	205.3
52.5°	975.8	253.0	203.1	221.5	248.4	244.7	223.8	210.3	197.0	194.6
55°	962.4	210.1	187.7	207.2	236.4	235.0	217.6	199.6	189.2	187.1
57.5°	895.1	183.0	175.9	193.7	221.7	226.7	209.3	190.5	183.0	181.6
60°	766.7	166.0	168.5	184.6	209.7	218.4	201.0	185.5	180.6	179.4
62.5°	594.9	154.7	163.0	178.0	200.4	212.6	196.4	184.8	183.0	181.8
65°	426.3	145.6	156.9	171.4	191.9	207.2	194.8	184.0	184.4	183.4
67.5°	289.6	137.5	149.7	164.0	183.6	202.4	192.5	181.2	186.3	185.1
70°	202.6	129.6	141.2	154.5	173.3	195.8	188.3	176.8	176.4	171.4
72.5°	158.1	119.3	129.6	141.2	160.0	186.5	180.1	167.0	160.2	155.1
73°	150.9	116.7	126.6	138.3	157.1	184.2	177.8	164.4	156.7	151.9
75°	124.8	106.0	115.1	125.4	144.7	173.5	166.6	152.1	142.4	139.5
77.5°	98.1	90.6	99.3	108.6	127.6	157.7	150.1	136.3	130.8	128.4
80°	72.6	75.2	82.8	91.0	110.6	141.0	134.1	120.3	144.2	138.3
82.5°	51.1	56.9	63.9	71.4	92.8	124.6	116.3	102.1	105.6	87.8
85°	30.2	37.2	43.9	50.3	66.9	103.3	96.1	81.3	66.7	63.5
87.5°	17.6	20.7	22.6	29.2	45.9	77.8	67.7	60.3	34.6	23.4
90°	0.0	0.0	0.0	0.0	0.0	0.0	0.0	0.0	0.0	0.0

(END OF REPORT)